

PRESSURE REDUCER WITH MANOMETER CONNECTION MINI SERIES



This article was made in compliance with the quality management requirements of standard ISO 9001:2008. All articles are tested according to the standard EN 12266-1:2003. It can be used in a wide variety of sectors: drinking water distribution networks, heating systems, air conditioning, sanitary systems and generally with any non corrosive liquid.

It is guaranteed for 5 years.

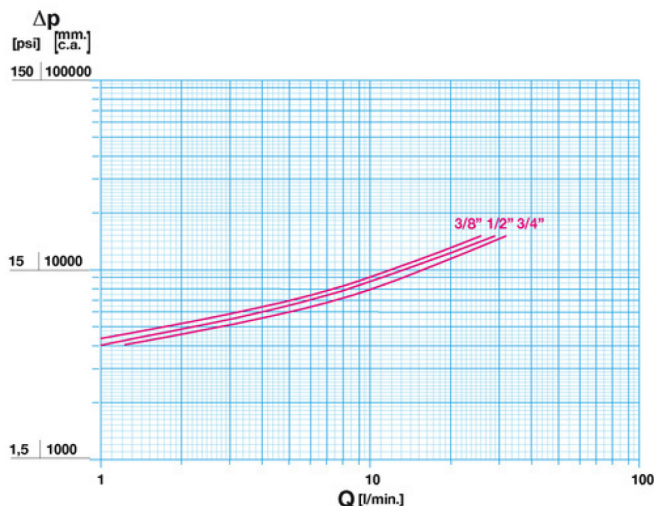
It is made of a brass alloy that complies with standard EN 12165-CW617N-M.

Nominal Pressure: PN 15

Adjustment range: 1 to 4 bar

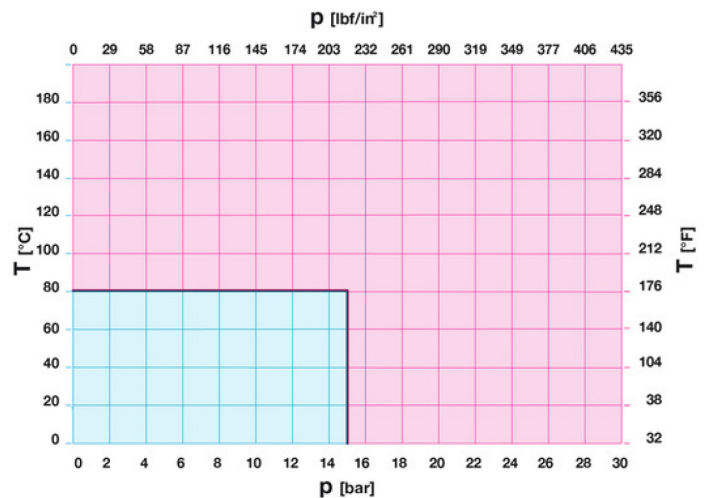
Operating temperature: 0 to 80°C

FLOW AND PRESSURE DROP



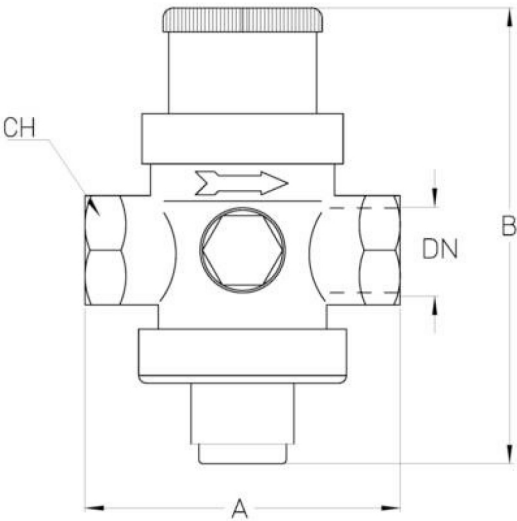
Notes:
 1 l/min = 0,06 m3/h
 1 m3/h = 16,67 l/min
 1 bar = 10.000 mm w.c.
 1 psi = 690 mm w.c.

PRESSURE TEMPERATURE RATINGS



Notes:
 1 bar = 14,5 psi
 1 bar = 14,5 lbf/in2
 $^{\circ}\text{C} = \frac{5}{9} \times (^{\circ}\text{F} - 32)$
 $^{\circ}\text{F} = 32 + \left(\frac{9}{5} \times ^{\circ}\text{C}\right)$

TECHNICAL DRAWING



DN	3/8"	1/2"	3/4"
Grms.	440	360	370
A	60	60	60
B	112	112	113
CH	21	21	25

Thread:
ISO 228

TECHNICAL CHARACTERISTICS

Ideal flow rates			
DN	3/8"	1/2"	3/4"
Flow (l/min)	8÷12	10÷14	12÷16
Flow (m3/h)	0,5÷0,7	0,6÷0,8	0,7÷0,8